

## 1.1.2.6 Medium - High Power Thermal Sensors

### 1.1.2.6.1 Medium - High Power BeamTrack-Power / Position / Size Sensors

#### 150mW to 1000W

FL250A-BB-50-PPS

1000W-BB-34-QUAD



#### Features (see introduction in pages 85-87)

- All the features of standard power sensors plus...
- Accurate tracking of beam position to fractions of a mm
- Monitoring of the laser beam size

Model	FL250A-BB-50-PPS <sup>(a)</sup>	1000W-BB-34-QUAD <sup>(a)</sup>
<b>Use</b>	<b>General purpose</b>	<b>General purpose</b>
Functions	Power / Energy / Position / Size	Power / Energy / Position
Absorber Type	Broadband	Broadband
Spectral Range $\mu\text{m}$	0.19 - 20	0.19 - 20
Aperture mm	$\varnothing 50\text{mm}$	$\varnothing 34\text{mm}$
<b>Power Mode</b>		
Power Range	150mW - 250W <sup>(b)</sup>	5W - 1000W
Power Scales	250W / 30W	1000W / 200W
Power Noise Level	15mW	200mW
Maximum Average Power Density kW/cm <sup>2</sup>	10 at 250W, 12 at 150W	10 at 500W, 7 at 1000W
Response Time with Meter (0-95%) typ. s	2.8	2.5
Calibration Uncertainty $\pm\%$	1.9	1.9
Power Accuracy $\pm\%$	3	3 <sup>(f)</sup>
Linearity with Power $\pm\%$	1.5	2
<b>Energy Mode</b>		
Energy Range	80mJ - 300J	500mJ - 300J
Energy Scales	300J / 30J / 3J	300J / 30J
Minimum Energy mJ	80	500mJ
Maximum Energy Density J/cm <sup>2</sup>		
<100ns	0.3	0.3
1 $\mu\text{s}$	0.4	0.4
0.5ms	5	5
2ms	10	10
10ms	30	30
<b>Beam Tracking Mode</b>		
Position		
Beam Position Accuracy	0.2mm + 5% of distance from center <sup>(c)</sup>	0.5mm <sup>(h)</sup>
Beam Position Resolution mm	0.1	0.1
Min Power for Position Measurement	2W	10W
Size <sup>(d)</sup>		
Size Accuracy mm <sup>(e)</sup>	$\pm 5\%$ for centered beam	NA
Size Range mm (4 $\sigma$ beam diameter)	$\varnothing 5$ -35	NA
Min Power Density for Size Measurement	3W/cm <sup>2</sup>	NA
Cooling	fan	water
Minimum and Recommended Water Flow Rate at Full Power	NA	3 liter/min - 6 liter/min <sup>(g)</sup>
Fiber Adapter Available (see page 91)	ST, FC, SMA, SC	Consult Ophir representative
Accessories for High Power Sensors	NA	See pages 80-84
Weight kg	0.9	0.9
Compliance	CE, UKCA, China RoHS	CE, UKCA, China RoHS
Version		
<b>Part number</b>	<b>7Z07902</b>	<b>7Z07936</b>

Notes: (a) The BeamTrack features are supported by Centauri, StarBright, StarLite, Nova II and Vega meters, Juno, Juno+ and EA-1 interfaces and StarLab application.

Notes: (b) For powers up to 30W it is recommended to work with the fan off and then the noise level is ~3 times lower. It is also recommended to measure energy with the fan off.

Notes: (c) Position accuracy for the central 20mm of the aperture as limited by beam position resolution. Position can be tracked with  $\pm 1\text{mm}$  accuracy over central 32mm of the aperture. Accuracy is reduced by a factor of 3 at minimum power. Position measuring center corresponds to geometrical center within <1mm. Position center can be software reset to geometric center or other desired position with Centauri, StarBright or StarLab.

Notes: (d) Assumes laser beam with Gaussian (TEM<sub>00</sub>) distribution. For other modes, size measurement is relative.

Notes: (e) Accuracy spec will be maintained for beams from 6 to 35mm not deviating from center more than 15% of beam diameter.

Notes: (f) Calibrated for ~0.8 $\mu\text{m}$ , 1.064 $\mu\text{m}$  and 10.6 $\mu\text{m}$

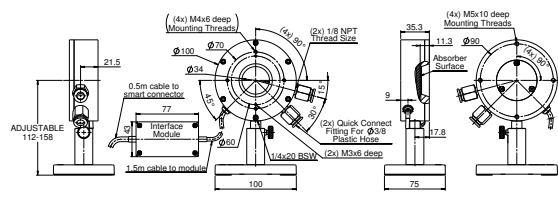
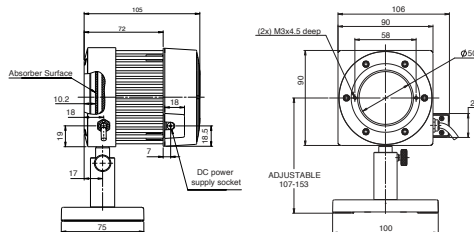
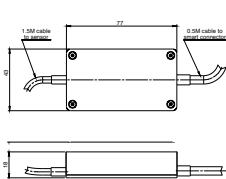
Notes: (g) Water temperature range 18-30°C. Water temperature rate of change <1°C/min. Pressure drop across sensor 0.03MPa.

Notes: (h) Position accuracy for the central 10 mm of the aperture as limited by beam position resolution. Position measuring center corresponds to geometrical center within <1mm. Position center can be software reset to geometric center or other desired position with Centauri, StarBright or StarLab.

#### Interface Module on cable

FL250A-BB-50-PPS

1000W-BB-34-QUAD



Front Side

Rear Side